

Q330 Series High Pressure Models Q330P & Q330Q

Maximum Flow Rate: 117 gpm (442 l/min) 4011 BPD
Maximum Pressure: 4500 psi (310 bar)

Hydra-Cell[®]
Seal-less Pumps



*Q330 Series high-pressure model with
Nickel Aluminum Bronze pump head.*

- Seal-less design separates the power end from the process fluid end, eliminating leaks, hazards, and the expense associated with seals and packing.
- Low NPSH requirements allow for operation with a vacuum condition on the suction - positive suction pressure is not necessary.
- Can operate with a closed or blocked suction line and run dry indefinitely without damage, eliminating downtime and repair costs.
- Unique diaphragm design handles more abrasives with less wear than gear, screw or plunger pumps.
- Hydraulically balanced diaphragms to handle high pressures with low stress.
- Lower energy costs than centrifugal pumps and other pump technologies.
- Rugged construction for long life with minimal maintenance.
- Compact design provides a variety of installation options.


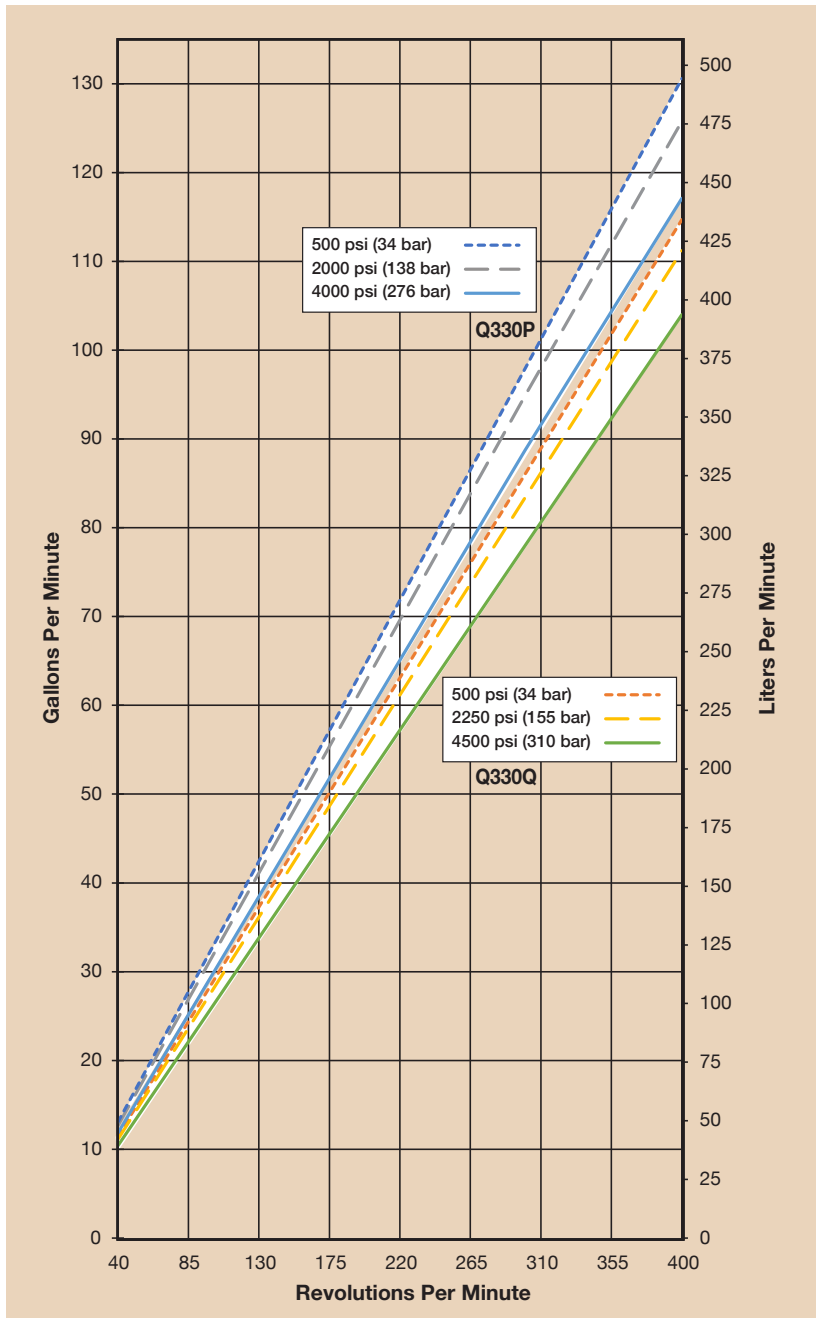
Q330 High Pressure Performance

Capacities

Model	Max. Input rpm	Plunger Dia.		Max. Flow Capacities			Max. Pressure Ratings Discharge		Max. Pressure Ratings Inlet	
		Inches	mm	gpm	l/min	BPD	psi	bar	psi	bar
Q330P	400	2.000	51	117	442	4011	4000	276	500	34
Q330Q	400	1.875	48	104	393	3566	4500	310	500	34

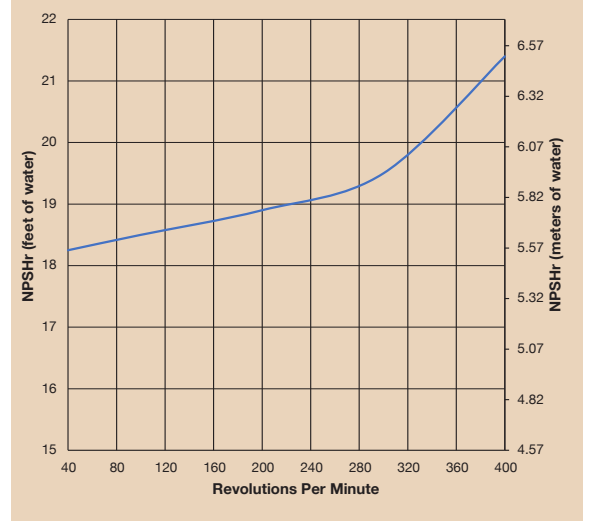
Consult factory when operating below 40 rpm.

Maximum Flow at Designated Pressure



Q330 Series pumps feature the Hydra-Cell seal-less design, eliminating clean-up costs from leaking seals or packing and protecting operators from dangerous fluids such as those containing hydrogen sulfide.

Net Positive Suction Head (NPSHr)



Due to the Wanner Engineering Continuous Improvement Program, specifications and other data are subject to change.

Q330 High Pressure Specifications

Flow Capacities

Model	Pressure psi (bar)	rpm	gpm	l/min	BPD
Q330P	4000 (276)	400	117	442	4011
Q330Q	4500 (310)	400	104	393	3566

Delivery

	Pressure psi (bar)	gal/rev	liters/rev
Q330P	500 (34)	0.327	1.236
	2000 (138)	0.314	1.187
	4000 (276)	0.293	1.107
Q330Q	500 (34)	0.287	1.085
	2250 (155)	0.278	1.052
	4500 (310)	0.260	0.984

rpm

Maximum:	400
Maximum API 674:	310
Minimum:	40 (Consult factory for speeds less than 40 rpm.)

Maximum Discharge Pressure

Metallic Heads:	Q330P	4000 psi (276 bar)
	Q330Q	4500 psi (310 bar)

Maximum Inlet Pressure

500 psi (34 bar)

Operating Temperature

Maximum:	180 °F (82.2 °C)
Minimum:	40 °F (4.4 °C)

Consult factory for temperatures outside this range.

Maximum Solids Size

800 microns

Input Shaft

Right Side

Inlet Ports

Weld-On: 6 inch / SCH. 40

6 inch NPT, 6 inch Class 300 RF ANSI

Discharge Ports

Weld-On: 3 inch / SCH. XXH

3 inch NPT, 3 inch Class 2500 RTJ ANSI
--

Plunger Stroke Length

5 inch (127 mm)

Shaft Diameter

4 inch (101.6 mm)

Shaft Rotation

Uni-directional (See rotation arrow.)

Oil Capacity

110 US quarts (104.1 liters)

Weight

Metallic Heads: 5000 lbs. (2268 kg)

Calculating Required Horsepower (kW)*

$$\frac{\text{gpm} \times \text{psi}}{1,460} = \text{electric motor hp}^*$$

$$\frac{\text{lpm} \times \text{bar}}{511} = \text{electric motor kW}^*$$

* hp (kW) is required application power.

Attention!

When sizing motors with variable speed drives (VFD): It is very important to select a motor and a VFD rated for constant torque inverter duty service and that the motor is rated to meet the torque requirements of the pump throughout desired speed range.

Fluid End Materials

Manifold: Nickel Aluminum Bronze (NAB)

Diaphragm/Elastomers: FKM

Buna-N

Diaphragm Follower Screw: 316 Stainless Steel

Valve Spring Retainer: Hastelloy C

Check Valve Spring: Elgiloy

Hastelloy C

Valve Disc/Seat: 17-4 Stainless Steel

Nitronic 50

Hastelloy C

Outlet Valve Retainer: Austenitic Stainless Steel

Plug-Outlet Valve Port: 316 Stainless Steel

Inlet Valve Retainer: Austenitic Stainless Steel

Power End Materials

Crankshaft: Ductile Iron

Connecting Rods: Ductile Iron

Crossheads: Ductile Iron

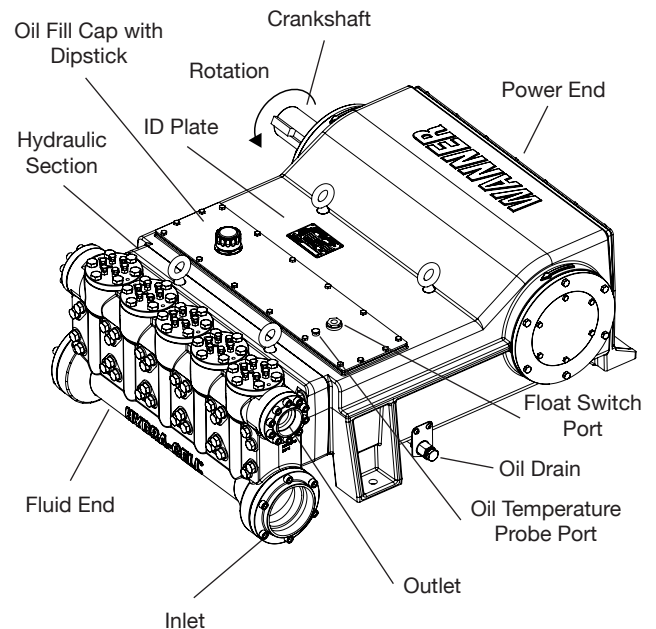
Crankcase: Ductile Iron

Bearings: Spherical Roller Journal

(outer mains)

Steel Backed Tri-metal (crankpin)

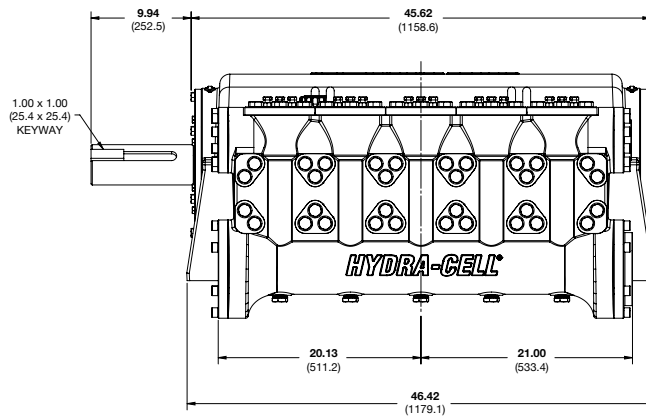
Bronze (wristpin, center mains)



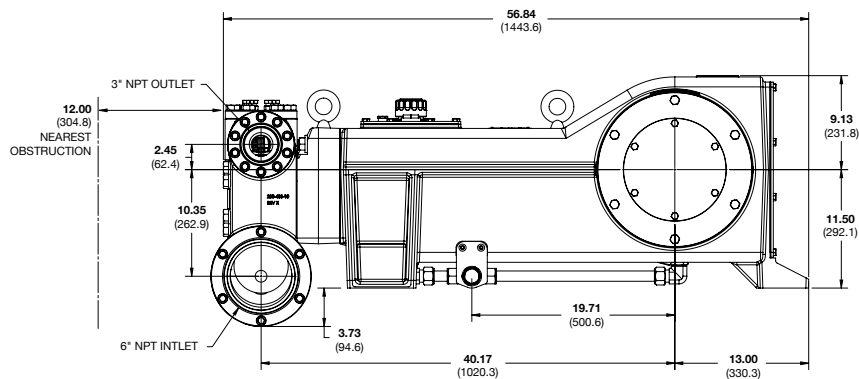
Q330 High Pressure Drawings

Threaded Version Inches (mm)

Front View

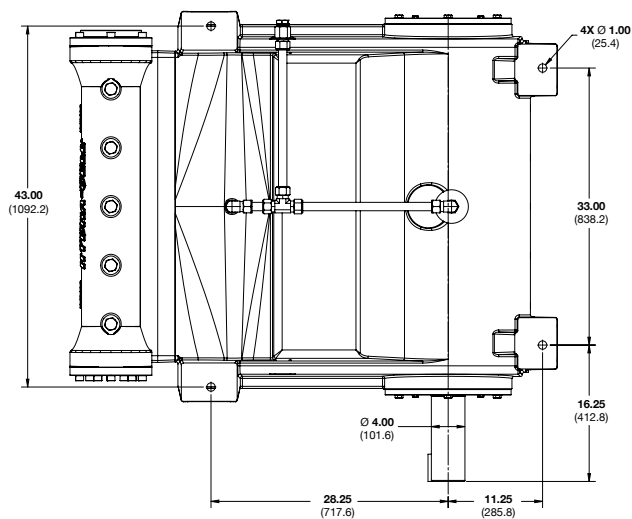


Side View



*Contact factory for obstruction distances closer than 12 inches (304.8 mm).

Bottom View



Note: Dimensions are for reference only. Contact factory for certified drawings.

Q330 High Pressure **How to Order**

Ordering Information

1	2	3	4	5	6	7	8	9	10	11	12	13	14
Q	3	3	0			D					T		

A complete Q330 Series High Pressure Model Number contains 14 digits including 8 customer-specified design and materials options, for example: Q330QRDGTTTA.

High Pressure

Digit	Order Code	Description
1-4	Q330	Pump Configuration Shaft-driven
5	P	Performance Max. 117 gpm (442 l/min) 4011 BPD @ 4000 psi (276 bar)
	Q	Max. 104 gpm (393 l/min) 3566 BPD @ 4500 psi (310 bar)
6	A	Pump Head Version NPT Ports (Steel)
	C	Weld Neck (Steel)
	D	Weld Neck (316L Stainless Steel)
	G	ANSI Flanged Ports (Duplex Stainless Steel)
	T	ANSI Flanged Ports (Hastelloy)
7	D	Pump Head Material Nickel Aluminum Bronze (NAB)
8	G	Diaphragm & O-ring Material FKM
	T	Buna-N
9	H	Valve Seat Material 17-4 Stainless Steel
	N	Nitronic 50
	T	Hastelloy C
10	F	Valve Material 17-4 Stainless Steel
	N	Nitronic 50
	T	Hastelloy C
11	E	Valve Springs Elgiloy
	T	Hastelloy C
12	T	Valve Spring Retainers Hastelloy C
13	A	Hydra-Oil 10W30 standard-duty oil
	B	40-wt. oil
	H	15W50 high-temp severe-duty synthetic oil

Digit	Order Code	Description
14	C	Oil Level Monitor Cover Float switch, normally closed (recommended)
	O	Float switch, normally open
	Y	No switch, flat back cover



Hydra-Cell[®]

Seal-less Pumps

Wanner Engineering, Inc.

World Headquarters & Manufacturing

Wanner Engineering, Inc.
1204 Chestnut Avenue
Minneapolis, MN 55403 USA
Phone: 612-332-5681 • Fax: 612-332-6937
Toll-Free Fax (USA): 800-332-6812
Email: sales@wannereng.com
www.Hydra-Cell.com

Regional Office

207 US Highway 281
Wichita Falls, TX 76310 USA
Phone: 940-322-7111
Toll-Free: 800-234-1384
Email: sales@wannereng.com
www.Hydra-Cell.com

Latin American Office

Avenida Senador Vergueiro 608 - Centro
São Bernardo do Campo/São Paulo, Brazil
CEP 09750-000
Phone: +55 (11) 99582-1969
Email: mmagoni@wannereng.com
www.Hydra-Cell-Pumps.com.br



Wanner International Ltd.

Wanner International, Ltd.
Hampshire - United Kingdom
Phone: +44 (0) 1252 816847
Email: sales@wannerint.com
www.Hydra-Cell.co.uk

Wanner Pumps Ltd.

Wanner Pumps, Ltd.
Kowloon - Hong Kong
Phone: +852 3428 6534
Email: sales@wannerpumps.com
www.WannerPumps.com

Shanghai - China
Phone: +86-21-6876 3700
Email: sales@wannerpumps.com
www.WannerPumps.com